

Scaled data based on original data using
LM-79-08 Approved Method: Electrical and Photometric Measurements of Solid-
State Lighting Products

Test Report Prepared for
Cooper Lighting Solutions
(formerly Eaton)

Brand: INVUE

Report Number: P400946

Luminaire Tested: **ENT-SA1A-740-U-SL2-HSS**

Issue Date: 5/20/2020

Test Information

Test Method: LM-79-08
Report Number: P400946
TEST IS SCALED FROM IESNA LM-79-08 TEST DATA (G1-2004-754-2)
Test Lab: INNOVATION CENTER
Issue Date: 5/20/2020
Manufacturer: COOPER LIGHTING SOLUTIONS (FORMERLY EATON)
Product Line: INVUE
Catalog Number: ENT-SA1A-740-U-SL2-HSS
Description: ENTRI LED LUMINAIRE
(1) 70 CRI, 4000K, 350mA LIGHTSQUARE WITH 16 LEDS AND TYPE II SPILL LIGHT
ELIMINATOR OPTICS WITH HOUSE SIDE SHIELD
Light Source: -
Ballast/Driver: ELECTRONIC DRIVER

Summary

Lumens per Lamp: N/A
Luminaire Lumens: 2210 lumens
Efficiency: N/A
Efficacy: 110.0 lumens/watt
Luminous Opening: Rectangular (W 0.5' x L: 0.5' x H: 0')
IES Classification: Type III - Medium - Non-Cutoff
BUG Rating: B0 - U0 - G1

Input Watts (W): 20.1
Input Voltage (V): NR
Input Current (Ain): NR
Voltage Rise (V): NR
Power Factor: NR
Total Harmonic Distortion (THDi): NR
Frequency (hertz): 60
Stabilization Time: NR
Operation Time: NR
Ambient Temperature (°C): NR
Test Distance: 25 FT

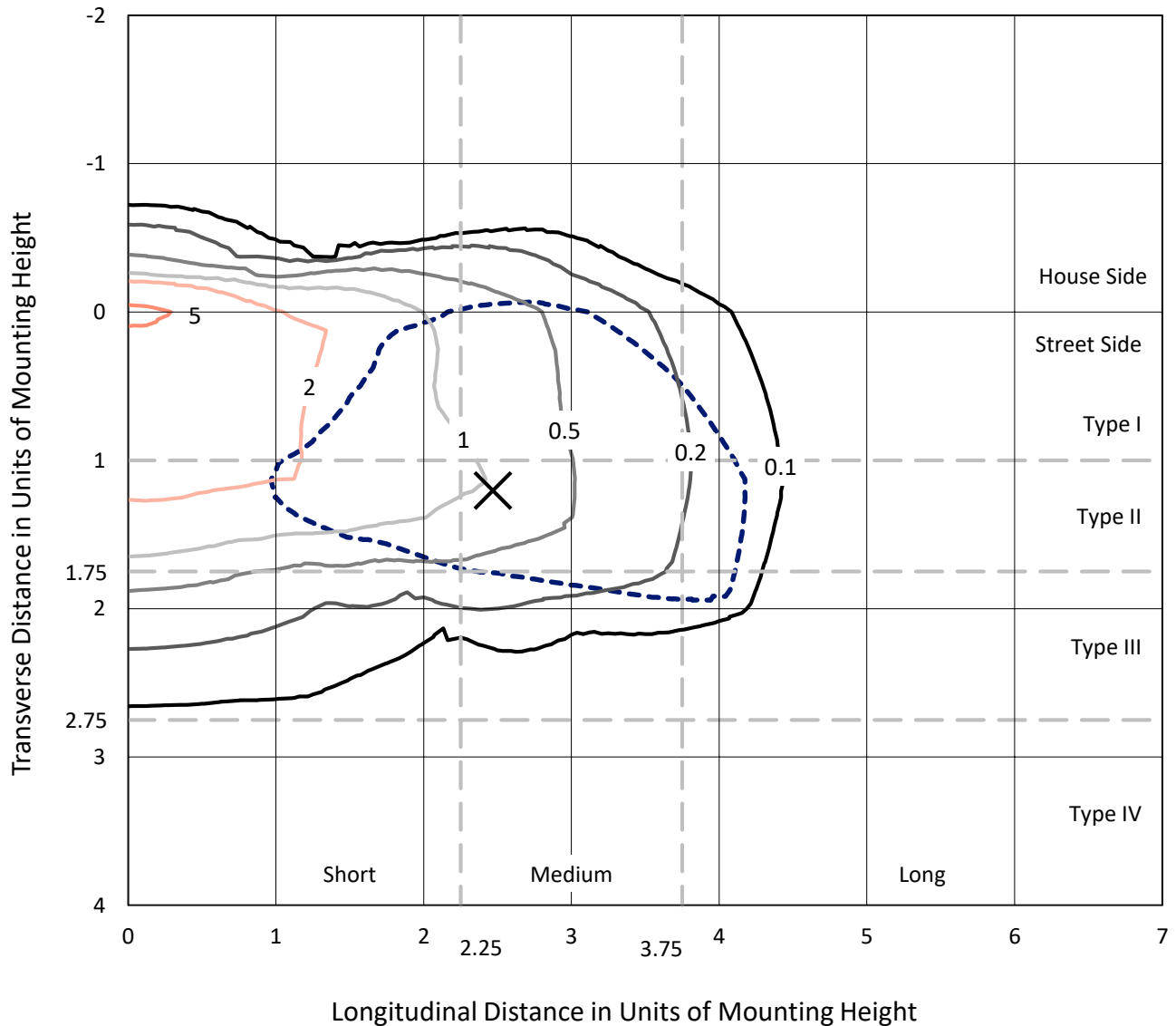


REPORT NUMBER: P400946

CATALOG NUMBER: ENT-SA1A-740-U-SL2-HSS

Iso-Footcandle Lines of Horizontal Illumination

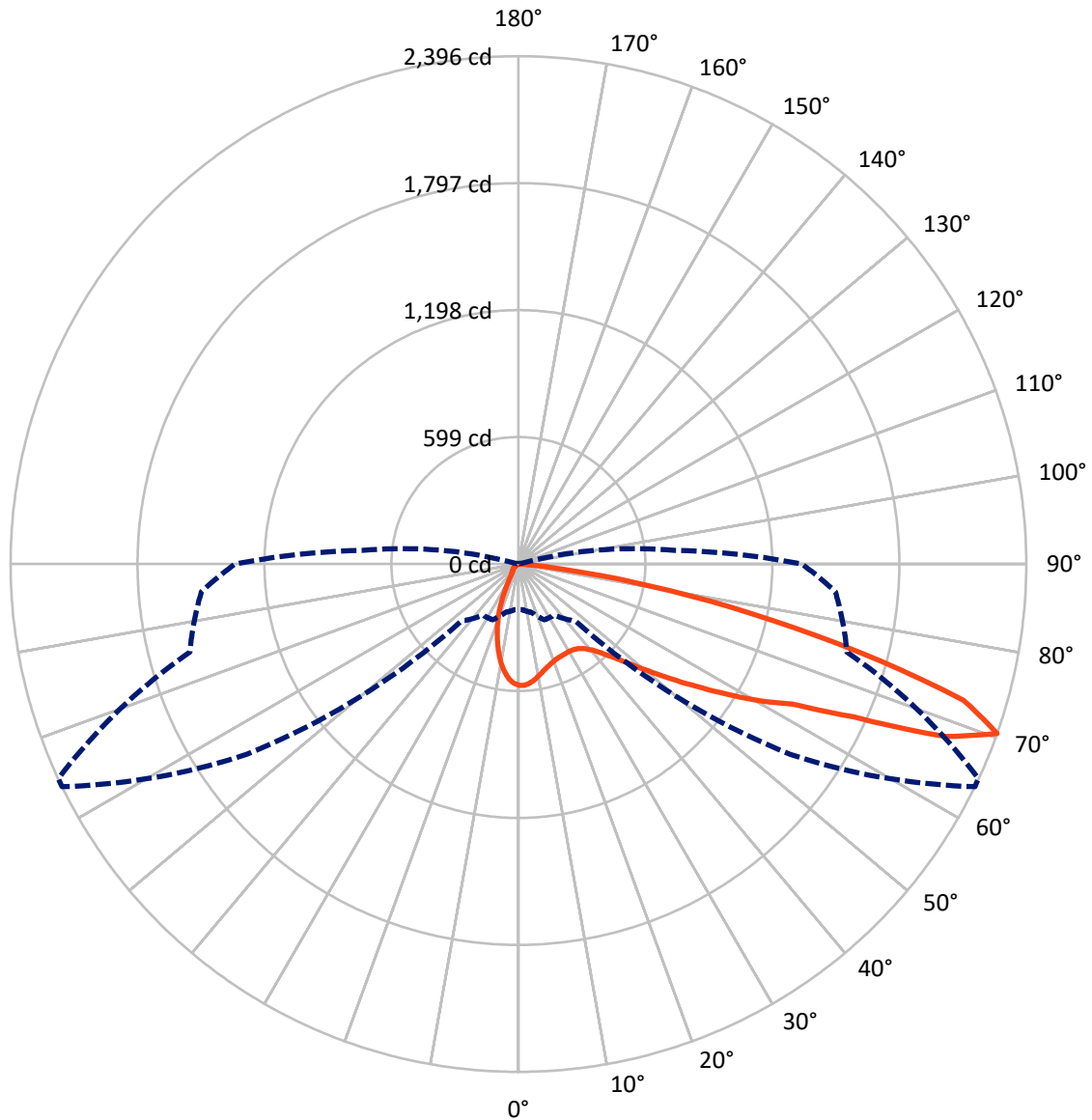
✕ Max cd
 - - - 1/2 Max cd



Based on 10 foot mounting height. Maximum calculated value = 5.7 fc
 Type III - Medium - Non-Cutoff

REPORT NUMBER: P400946
CATALOG NUMBER: ENT-SA1A-740-U-SL2-HSS

Luminous Intensity Polar Plot



— Vertical Plane Through 64-Deg Lateral - - - Horizontal Cone Through 70-Deg Vertical

REPORT NUMBER: P400946

CATALOG NUMBER: ENT-SA1A-740-U-SL2-HSS

FLUX DISTRIBUTION:

		Downward	Upward	Total
House Side	Lumens	283.9	0.0	283.9
	% Fixture	12.8	0.0	12.8
Street Side	Lumens	1926.1	0.0	1926.1
	% Fixture	87.2	0.0	87.2
Total	Lumens	2210.0	0.0	2210.0
	% Fixture	100.0	0.0	100.0

Coefficient of Utilization

ZONAL LUMENS:

Zone	Lumens	% Fixture
0°-10°	48.2	2.2
10°-20°	107.0	4.8
20°-30°	147.3	6.7
30°-40°	202.9	9.2
40°-50°	302.4	13.7
50°-60°	477.7	21.6
60°-70°	541.3	24.5
70°-80°	355.4	16.1
80°-90°	27.9	1.3
90°-100°	0.0	0.0
100°-110°	0.0	0.0
110°-120°	0.0	0.0
120°-130°	0.0	0.0
130°-140°	0.0	0.0
140°-150°	0.0	0.0
150°-160°	0.0	0.0
160°-170°	0.0	0.0
170°-180°	0.0	0.0
0°-90°	2210.0	100.0
0°-180°	2210.0	100.0



REPORT NUMBER: P400946

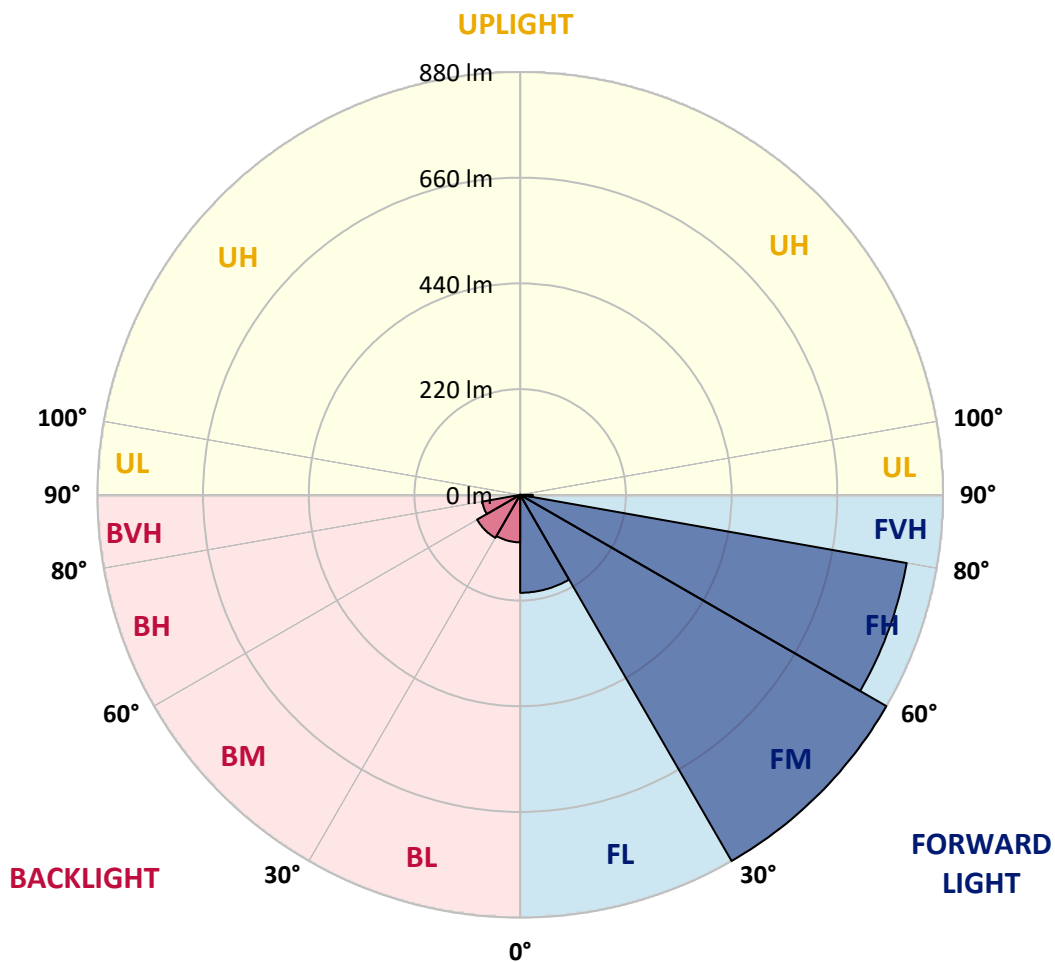
CATALOG NUMBER: ENT-SA1A-740-U-SL2-HSS

LUMINAIRE CLASSIFICATION SYSTEM LUMEN TABLE AND BUG RATING:

Zone		Lumens	% Fixture	Zone Rating/Lumen Limit		
				B	U	G
FL	(0°-30°)	203.7	9.2			
FM	(30°-60°)	879.5	39.8			
FH	(60°-80°)	816.5	36.9			G1/1800
FVH	(80°-90°)	26.3	1.2			G1/100
BL	(0°-30°)	98.8	4.5	B0/110		
BM	(30°-60°)	103.4	4.7	B0/220		
BH	(60°-80°)	80.2	3.6	B0/110		G0/110
BVH	(80°-90°)	1.6	0.1			G0/10
UL	(90°-100°)	0.0	0.0		U0/0	
UH	(100°-180°)	0.0	0.0		U0/0	

BUG Rating: B0-U0-G1

Type III Medium





REPORT NUMBER: P400946

CATALOG NUMBER: ENT-SA1A-740-U-SL2-HSS

CANDELA DISTRIBUTION (FULL):

	0°	5°	15°	25°	35°	45°	55°	64°	65°	75°	85°
0°	572.1	572.1	572.1	572.1	572.1	572.1	572.1	572.1	572.1	572.1	572.1
2.5°	556.2	556.2	558.9	561.6	563.1	567.4	570.5	572.9	572.9	574.4	571.7
5°	519.2	519.2	521.6	528.2	535.2	544.1	554.2	564.3	566.3	573.6	573.3
7.5°	485.0	488.1	492.0	498.6	506.0	519.2	533.2	550.7	552.7	570.5	574.4
10°	461.3	463.3	465.6	473.0	483.9	499.0	514.2	534.8	538.3	565.1	574.4
12.5°	442.3	442.7	446.2	454.3	464.8	479.6	496.7	519.2	523.5	555.4	572.9
15°	428.7	428.3	432.2	439.9	450.1	465.2	481.9	505.6	510.3	547.2	572.5
17.5°	420.5	420.9	424.0	429.8	439.6	453.9	471.0	494.4	499.0	540.6	574.4
20°	420.5	420.5	422.5	425.2	432.6	445.4	462.1	486.2	490.9	536.3	577.1
22.5°	428.7	427.9	429.5	427.1	430.6	439.6	456.7	480.8	485.8	534.4	581.4
25°	443.4	441.9	443.1	438.0	434.1	438.0	453.2	478.4	483.9	534.8	585.3
27.5°	464.0	464.0	461.7	454.7	445.0	440.7	452.8	476.9	482.3	534.8	588.0
30°	492.8	491.6	488.1	481.1	466.0	451.6	456.7	476.9	482.3	535.2	588.8
32.5°	521.6	522.3	524.3	517.3	496.7	470.3	466.0	480.4	485.0	534.8	587.6
35°	550.7	551.1	559.6	560.4	534.0	500.2	481.9	489.7	492.8	538.7	588.4
37.5°	576.4	578.3	595.0	603.2	581.4	538.7	507.2	507.2	508.7	549.2	593.1
40°	605.1	610.2	630.4	648.6	640.1	588.0	544.1	532.8	533.6	568.2	603.6
42.5°	638.5	644.8	671.2	697.6	697.2	648.6	590.7	573.6	574.4	601.2	624.9
45°	680.9	685.2	718.6	751.6	758.6	715.5	649.4	626.9	627.7	651.4	666.5
47.5°	732.6	737.6	769.9	809.5	827.4	795.9	725.6	701.1	698.8	715.5	726.4
50°	800.2	809.9	829.0	867.1	910.2	889.2	815.0	790.5	787.4	800.6	804.1
52.5°	864.7	873.7	881.4	916.4	1000.0	1005.0	924.6	897.8	894.7	897.8	902.0
55°	874.5	879.5	885.3	932.7	1072.7	1152.3	1049.3	1017.5	1008.5	1002.7	1017.1
57.5°	797.1	794.0	813.4	877.9	1084.7	1315.2	1218.0	1156.2	1147.7	1115.4	1101.0
60°	631.2	626.9	645.2	733.4	1017.1	1396.0	1452.0	1309.7	1288.7	1180.7	1166.7
62.5°	443.4	438.4	462.1	514.2	788.9	1380.1	1715.9	1455.1	1413.5	1238.6	1219.6
65°	341.6	339.3	352.1	363.8	481.5	1195.5	1861.2	1738.8	1652.9	1301.6	1277.1
67.5°	267.8	270.9	286.8	320.6	310.9	745.0	1847.6	2171.7	2085.9	1417.4	1401.8
70°	215.3	216.1	235.9	289.9	293.4	379.3	1564.3	2395.6	2394.4	1604.3	1500.9
72.5°	130.2	133.7	166.0	250.7	296.1	290.3	1051.7	2195.1	2225.4	1647.9	1353.7
75°	62.6	66.1	85.9	168.3	294.2	282.5	569.0	1661.8	1700.7	1477.6	1097.5
77.5°	23.3	26.4	39.6	82.4	218.0	258.8	299.3	1120.5	1151.2	1081.6	743.5
80°	7.4	8.6	15.5	37.7	110.8	213.8	192.8	631.9	652.5	473.4	249.9
82.5°	0.8	1.2	4.3	12.8	42.8	108.8	113.1	237.9	248.3	92.5	50.5
85°	0.0	0.0	0.0	0.0	0.8	0.8	28.0	45.5	37.3	8.9	14.8
87.5°	0.0	0.0	0.0	0.0	0.0	0.4	0.8	1.2	1.2	1.2	1.6
90°	0.0	0.0	0.0	0.0	0.0	0.0	0.0	0.0	0.0	0.0	0.0



REPORT NUMBER: P400946

CATALOG NUMBER: ENT-SA1A-740-U-SL2-HSS

CANDELA DISTRIBUTION (continued):

	90°	95°	105°	115°	125°	135°	145°	155°	165°	175°	180°
0°	572.1	572.1	572.1	572.1	572.1	572.1	572.1	572.1	572.1	572.1	572.1
2.5°	571.3	571.3	568.6	564.3	558.9	551.1	549.2	542.9	542.9	537.9	537.1
5°	572.1	569.8	560.8	547.6	529.3	509.5	497.1	483.5	471.8	464.4	465.2
7.5°	572.1	567.0	549.2	520.0	485.8	451.6	425.6	395.3	381.3	371.9	376.2
10°	570.5	562.0	530.9	486.6	432.6	385.1	342.4	307.4	283.3	273.2	264.7
12.5°	567.0	554.6	508.0	445.0	375.8	313.6	254.6	208.7	176.8	160.9	159.0
15°	563.9	546.8	481.1	399.5	311.7	230.5	164.4	120.5	93.3	87.1	87.8
17.5°	563.1	539.4	455.5	351.3	249.1	153.5	94.8	76.6	72.7	71.1	70.7
20°	563.5	532.8	427.5	303.5	176.4	95.6	71.9	67.6	66.1	65.3	64.9
22.5°	565.1	525.4	399.9	253.4	120.5	70.0	64.1	61.4	59.5	58.3	57.9
25°	565.1	517.3	369.2	200.2	78.9	61.4	57.5	54.0	51.3	49.7	49.7
27.5°	563.9	508.0	337.3	152.0	62.6	54.8	50.5	45.9	42.4	40.4	40.4
30°	560.4	496.7	306.6	106.1	54.8	49.0	43.5	37.7	33.4	31.5	30.7
32.5°	555.4	484.6	271.3	74.6	49.4	42.8	36.5	30.3	26.4	24.1	24.1
35°	549.9	472.6	233.2	57.1	44.7	37.7	30.7	24.5	21.0	19.4	19.0
37.5°	547.2	459.8	195.9	49.4	40.0	32.3	24.9	19.8	17.1	15.9	15.5
40°	549.2	450.1	159.3	44.3	35.8	27.2	20.6	16.7	14.4	12.8	12.8
42.5°	560.8	444.6	124.8	40.4	31.9	22.9	17.1	13.6	11.3	10.1	10.1
45°	584.5	448.5	94.8	36.9	27.2	19.0	14.4	10.9	8.6	7.4	7.4
47.5°	624.2	464.0	71.9	33.8	23.3	15.5	11.7	8.6	6.6	5.8	5.4
50°	682.1	494.7	56.4	30.7	19.4	13.2	9.7	6.6	5.1	4.3	4.3
52.5°	765.6	548.0	48.2	27.2	15.9	10.9	7.8	5.1	3.9	3.1	3.1
55°	868.2	615.6	43.5	24.1	12.8	8.9	6.2	3.9	2.7	2.3	1.9
57.5°	951.4	669.2	40.8	21.0	10.9	7.8	4.7	3.1	2.3	1.6	1.6
60°	1024.9	703.8	36.1	17.5	9.3	6.2	3.9	2.3	1.6	1.2	1.2
62.5°	1084.3	726.4	29.9	14.0	7.8	5.1	3.1	1.9	1.6	1.2	1.2
65°	1151.9	744.6	24.5	10.9	6.6	4.3	2.7	1.6	1.2	1.2	1.2
67.5°	1284.5	785.5	18.3	8.6	5.1	3.5	2.3	1.6	1.2	0.8	0.8
70°	1336.2	737.6	14.4	7.0	3.9	3.1	2.3	1.6	0.8	0.8	0.8
72.5°	1137.2	552.3	11.3	5.8	3.5	2.7	2.3	1.6	1.2	1.2	0.8
75°	902.0	373.1	8.9	4.7	3.5	3.1	2.3	2.3	1.9	1.6	1.6
77.5°	576.0	165.2	7.0	3.9	3.5	3.9	3.5	2.3	2.3	1.9	1.9
80°	171.8	39.6	5.1	3.1	2.7	3.1	3.5	2.3	1.6	1.2	1.2
82.5°	37.3	9.3	3.1	1.6	1.9	1.6	2.3	2.3	1.6	1.2	1.2
85°	12.4	3.5	1.9	1.6	1.2	1.2	1.2	1.2	1.2	1.2	0.8
87.5°	0.8	1.2	1.2	0.8	0.8	0.8	0.8	0.4	0.4	0.8	0.8
90°	0.0	0.0	0.0	0.0	0.0	0.0	0.0	0.0	0.0	0.0	0.0

(END OF REPORT)